

INSTRUCTIONS FOR KEELER AND TRAILER YACHT DIVISIONS

KT1 - SAFETY

Every Competitor is required to comply with LTYC Safety Policies (accessed through the club website or printed copy from the Rear Commodore).

(a) Safety List

A safety list will be produced by the Sailing Committee and will be available from the Safety Officer or downloaded from the club website. Skippers shall sign a Declaration that their yacht complies with the requirements of this safety list for the appropriate event category and that they will ensure these requirements continue to be met as long as the yacht is competing in the season's events. Declarations must be handed to the Rear Commodore or mailed to the club. Random compliance checks will be made. Yachts may not be eligible to record a finishing result if the declaration has not been received after three races.

(b) Personal Buoyancy (RRS40)

Personal Flotation Devices (YNZ SR APPENDIX 5) **must** be worn by ALL competitors on boats being raced in any LTYC events. **A wet suit is not adequate.** Disregard of this instruction may lead to, and is grounds for, disqualification,

(c) VHF

The Sailing Committee strongly recommends the use of VHF radios for all yachts competing in any race. The recognised VHF calling channel for Lake Taupo is Channel 61. Channel 61 should be monitored by all competing yachts on Long and Night races for reasons of safety, and courses may be shortened by giving instructions on this channel. However, Channel 77 is used for communication between committee boats and the tower during LTYC Regattas.

KT2 - DIVISIONS AND CLASS FLAGS

The classification of yachts into divisions will generally be by overall length, however the Sailing Committee reserve the right to place yachts in whatever division it considers the most appropriate.

| | | | |
|--------------|---------------------------|----------------------|-------------------------|
| Division 1 - | Black Triangular Pennant | Catamarans | Pink Triangular Pennant |
| Division 2 - | White Triangular Pennant | All Divisions | Flag W |
| Division 3 - | Yellow Triangular Pennant | | |

KT3 - BRIEFINGS

Briefings are scheduled on the programme.

Skippers are strongly advised to attend these briefings as additional information or changes to sailing instructions may be announced.

Non-attendance at a briefing is no grounds for protests relating to such changes.

KT4 - REPORTING AND FINISHING DECLARATIONS

Upon arrival at the starting area for all Club races, except Wednesday Night Races, each yacht shall sail past the stern of the Race Committee boat before the preparatory signal.

For all Long Races (as distinct from Bay races that go beyond the confines of Tapuaeharuru Bay) a crew list must be completed and handed to the Race Officer at the briefing. At the conclusion of these races a finishing time declaration must be filled in and deposited in the declaration box within the time specified at the briefing.

KT5 - SCORING

The Low-Point Scoring System as set out in Appendix A.2 of the RRS will be used except that:

- In a series of more than four races, a boat may discard one race score. (Published Sailing Instructions may state otherwise and will take precedence).
- A boat that does not start, or rank as a starter in a race according to Rule 75, shall score points for a finishing place one more than the total number of yachts entered into the series.

- (c) A boat that does not finish, retires before finishing or is disqualified, shall score points as for a finishing place one more than the number of yachts that were scored as competing yachts in that race.

KT6 – PENALTIES for RRS Part 2 errors

Two turn penalty will apply for any errors made between the Warning Signal (minus 5 mins) and 1 min after the Start. **Thereafter**, a one turn penalty will apply. Protest Flag to be flown by all classes.

KT7 - TIME CORRECTION FACTORS (HANDICAPS)

Time Correction factors will be allocated to each yacht by the Sailing Committee. These Time Correction Factors will be posted on the Club notice board and on the race results sheet posted on the club website. They will be reviewed after each Wednesday Night Series.

KT8 -TIME LIMITS

For week night races: Only yachts finishing within 45 minutes of the first yacht to finish in their division will be considered as finishing. Yachts finishing outside 45 minutes will receive a DNF. Other races or series of races may also have a finish time limit. This limit will be advised at the briefing when applicable.

KT9 -RETIREMENTS

Yachts retiring from any race before finishing it, shall notify the control tower or Committee Boat personnel within one hour of withdrawing from the race. For races requiring a finishing time declaration, completion of the form with 'DNF' is sufficient if the control tower is unmanned.

A yacht retiring from a race shall not cross the finish line.

KT10 - FINISH LINES

The Clubhouse finish line is the extension of a line formed by an orange triangle on the Clubhouse under the tower window, and a Cylindrical Buoy at the outer end of the line.

Yachts shall not re-cross the line after finishing.

The Committee Boat Finish Line shall be between a white staff carrying an Orange Flag on a Committee boat displaying a Blue Shape/ Flag, and the course edge of a nearby mark (this may be a mark of the course or a round red/orange buoy).

KT11 - SHORTENED COURSE - FLAG S

Further to RRS32, the following procedures will be used:

(1) SIGNALLED AT MARK

The shortened course will be signalled by a Patrol boat stationed near a mark. The Patrol Boat will be flying Code Flag **S** and a Blue Shape. Boats shall finish between the Patrol Boat and the mark, in the same direction as the course from the last rounded mark.

In the event of the patrol boat having to leave station, an alternative mark displaying Flag **S** and a Blue Shape will be deployed in the approximate position of the patrol boat station. Yachts should take their own finish times and relative placing at this position.

(2) LONG RACES AND NIGHT RACES

Instructions for shortened courses will be stated at briefing.

KT12 - KEELER AND TRAILER YACHT SUNDRY ITEMS

Single Handed, Ladies Race and Two Handed Races.

(a) Personal Flotation; Refer to Clause KT 1 (b).

(b) Entries must be lodged at the briefing.

(c) Single Handed Race.

In the single handed race no spinnakers or gennakers will be flown, spinnaker poles must not be used.

(d) Forward Hands Race

A forward hand is defined as a regular crew member who does not usually helm the yacht. The forward hand shall helm the yacht for the duration of the race.

- (e) Ladies Skippers Race
A Lady Skipper shall be a full member of the LTYC and shall helm the yacht for the entire race.
- (f) Two Handed Alternating Helmsman Races
Helm and crew positions will be swapped for each race. i.e. crew members will each helm for **ONE** race only.
- (g) Club Championships
For each division, the Club Championship outcome will be calculated using the results of all races designated (and actually sailed) as Club Championship races in the season's programme. NZTYA National Performance Ratings will be used

KT13 – COURSES

(1) LONG RACES AND NIGHT RACES

The courses for long races and night races will be described at the briefing as programmed

(2) DARYL MONTAGUE MEMORIAL RACE

The Darryl Montague Memorial race will be sailed as an 'all in' start, with all boats completing the Division 2 distance for the course signalled on the Patrol Boat, (i.e. 2 laps of course 1, course 2, course 3 or course 4). The winner of the race will be the first boat home on corrected time using Club Time Correction Factors.

(3) MARK FOY RACES

The duration of the race will be determined before the start, (i.e. 1 hour, 2 hours etc.) and announced at the briefing

All boats will be given a start time determined by their time correction factor (handicap) and the proposed length of the race. This will be issued at the briefing.

The course will be as described at the briefing and will be the same for all boats.

The start sequence will be System 3, 1st start as per rule G16 with the first boat (the boat given "0" minutes) starting at the start signal. All other boats will cross the start line not less than the number of minutes of their start time after the start signal. If a boat starts early it will be given an individual recall.

The Patrol Boat will show a board giving minutes elapsed since the start, but will not give sound signals after the first start (except for individual recall).

Boats will continue to sail around the course taking marks in the correct order until a finish line is laid as per KT 10 (2).

The finish line will be laid to have the leading boat finish as near as possible to the total elapsed time from the start sound signal as determined at the briefing.

(4) BAY COURSES (1 - 4)

(a) MARKS

Marks A, B, and C will be cylindrical buoys approximately 1.2 metres tall and 0.6 metres diameter.

(b) SPECIAL MARK X (Bay Courses 2 & 4)

For starboard hand course 2 and 4, mark X will be a cylindrical buoy with a black band laid close to but west of A mark. Yachts approaching the last leg of the course shall round mark X to port before finishing at the clubhouse finish line.

(c) START LINE

For Courses 1 to 4 the start line will be between the patrol boat to starboard, and mark A to port. If the first leg is not a windward leg then the patrol boat crew will endeavour to lay a windward beat on one of the other legs. Mark A will be laid in the vicinity of the Hole in One 200m buoy.

(d) COURSE NUMBER

A course number consisting of a black figure on a white background will be displayed from the committee boat.

(e) COURSE DIRECTION

The magnetic bearing from the committee boat to the first mark may be displayed on the committee boat as three numerals (090, 120, 210 etc)

f) FINISH LINE

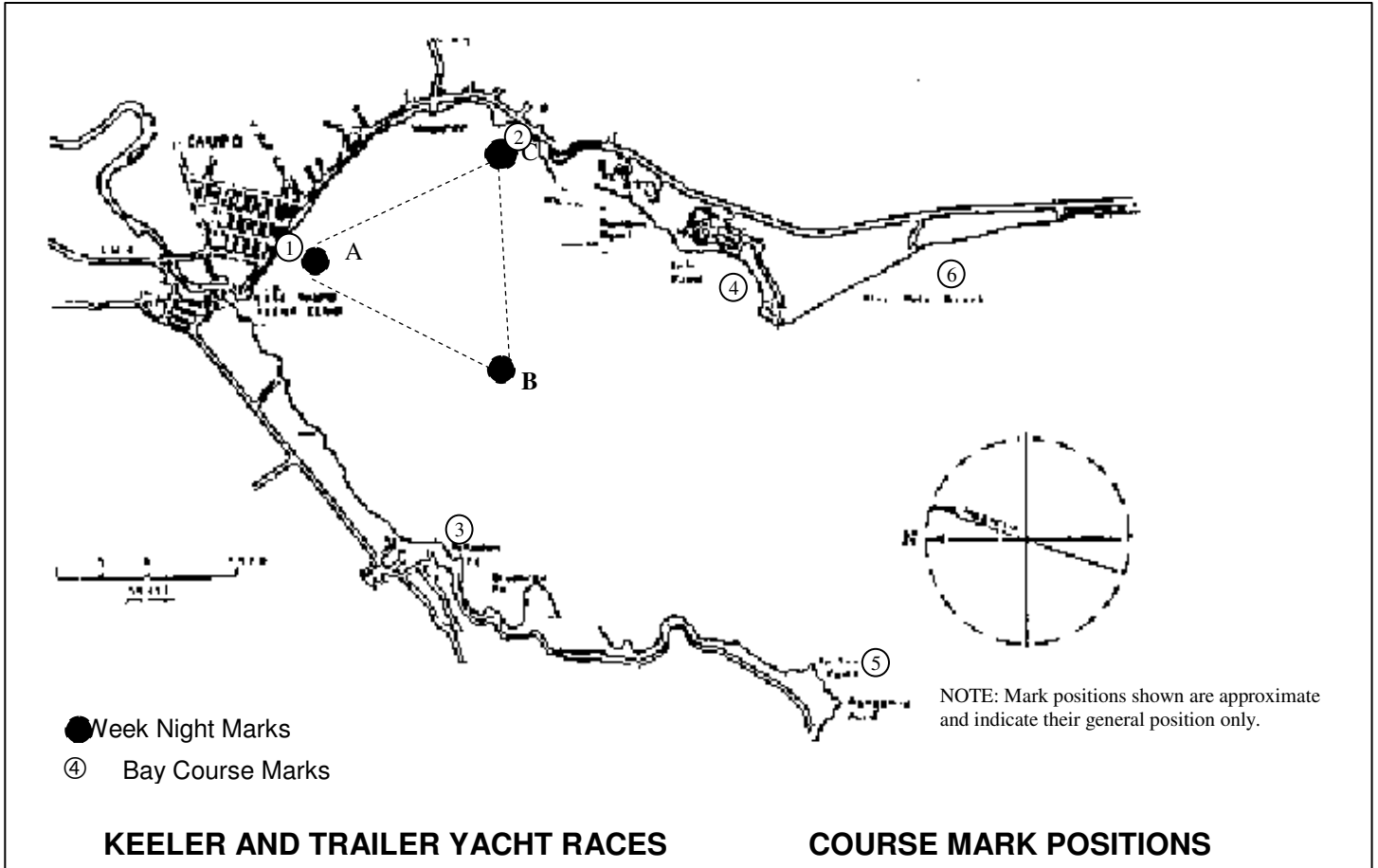
The finish line will be the Clubhouse finish line detailed in clause KT10.

NB: In special circumstances a finish line may be set at any mark, a shortened course signalled (and indicated for appropriate divisions), and finish times will be taken by the patrol boat. KT10 applies.

SETTING BAY COURSES

The patrol boat will lay mark A first. The start will then be at mark A.

.RACE COURSES



**BAY COURSES 1, 2, 3 and 4
(Wednesday Night Courses)**

| COURSE 1 | | COURSE 2 | | COURSE 3 | | COURSE 4 | |
|----------|---------|----------|---------|----------|---------|----------|---------|
| Div 1 | Div 2&3 | Div 1 | Div 2&3 | Div 1 | Div 2&3 | Div 1 | Div 2&3 |
| START | START | START | START | START | START | START | START |
| B Port | B Port | C Stb | C Stb | B Port | B Port | C Stb | C Stb |
| C Port | C Port | B Stb | B Stb | C Port | C Port | B Stb | B Stb |
| A Port | A Port | A Stb | A Stb | A Port | A Port | A Stb | A Stb |
| B Port | B Port | C Stb | C Stb | B Port | B Port | C Stb | C Stb |
| C Port | C Port | B Stb | B Stb | C Port | C Port | B Stb | B Stb |
| A Port | A Port | A Stb | X Port | A Port | A Port | A Stb | X Port |
| B Port | Finish | C Stb | FINISH | B Port | FINISH | C Stb | FINISH |
| C Port | | B Stb | | A Port | | X Port | |
| A Port | | X Port | | FINISH | | FINISH | |
| FINISH | | FINISH | | | | | |

(5) FIXED MARKS COURSES

All divisions will sail the same course for Courses 5 – 13. Starts will be an “All In” start (Flag W). Results will be calculated as Overall, using Club Time Correction Factors

START and FINISH LINE shall be the Clubhouse start and finish line which is a line formed by an orange triangle on the Clubhouse under the tower window, and a Cylindrical Buoy at the outer end of the line. The Start Sequence will be as per rule G16

Boats will cross the start line in a West to East direction. Boats will cross the finish line in an East to West direction.

Alternatively, the Start Line may be laid using a Patrol Boat as described in General Rules G16 and the Finish Line may be laid using a patrol boat as described in Keeler and Trailer Yacht Rules KT10. Clarification will be given at the briefing.

MARKS

Mark 1 is the 200m buoy at Hole-in-One Golf
Mark 2 is the 200m buoy in 2 Mile Bay
Mark 3 is the 200m buoy off Otuparae Point
Mark 4 is the 200m buoy at 4 Mile Bay
Mark 5 is the 200m buoy at Rangitira Point
Mark 6 is the 200m buoy at Waitahanui

GPS Position

38° 41'.607 S 176 ° 04'.243 E
38° 42'.790 S 176 ° 04'.827 E
38° 42'.795 S 176 ° 01'.947 E
38° 43'.750 S 176 ° 03'.913 E
38° 44'.412 S 176 ° 01'.069 E
38° 47'.365 S 176 ° 04'.417 E

Course 5

Start
3 – port (Otuparae Pt)
4 – port (4 Mile Bay)
2 – port (2 Mile Bay)
1 – port (Hole in One)
Finish – 7.1 NM

Course 6

Start
4 – stbd (4 Mile Bay)
5 – stbd (Rangitira Pt)
2 – port (2 Mile Bay)
1 – port (Hole-in-One)
Finish - 9.8 NM

Course 7

Start
3 – port (Otuparae Pt)
2 – stbd (2 Mile Bay)
4 – stbd (4 Mile Bay)
3 – stbd (Otuparae Pt)
4 – port (4 Mile Bay)
2 – port (2 Mile Bay)
1 – port (Hole in One)
Finish – 12.8 NM

Course 8

Start
2 – stbd (2 Mile Bay)
3 – port (Otuparae Pt)
6 – port (Waitahanui)
5 – stbd (Rangitira Pt)
2 – port (2 Mile Bay)
1 – port (Hole in One)
Finish - 17.3 NM

Course 9

Start

3 - Port (Otoparae Pt)

4 - Port (4 Mile Bay)

1 - Port (Hole in one)

Finish – 6.0 NM

Course Length is indicated in Nautical Miles and shown in approximate straight line distances

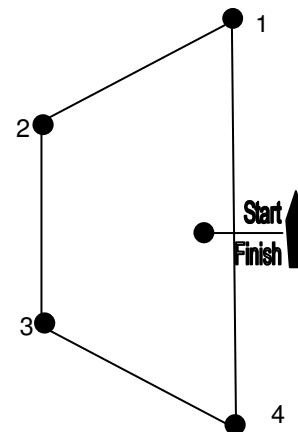
(10) TRAPEZOID COURSE (Course 10)

The angles between legs on the Trapezoid course are 60° , 120° , 120° , 60° with the start and finish line together. All marks left to Port

I1 Start – 1 – 2 – 3 – 4 - finish

I2 Start – 1 – 2 – 3 – 2 – 3 – 4 – finish

I3 Start – 1 – 4 – 1 – 2 – 3 – 4 - finish



Yacht shall not sail through the Start-Finish line unless starting or finishing the race.

(11) TRIANGULAR COURSE (Course 11)

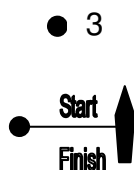


T1 Start - 1 – 2 – Finish (One Lap)

T2 Start - 1 – 2 – 3 – 1 – 2 – Finish (Two Laps)



T3 Start - 1 – 2 – 3 – 1 – 3 – 1 – 2 - Finish
(Triangle - Sausage - Triangle)



(a) MARKS

Unless otherwise notified, marks 1, 2 and 3 will be orange or yellow cylindrical buoys. The start and finish marks will be round red/orange buoy.

(b) COURSE DIRECTION

The course direction from the committee boat to the first mark (magnetic bearing) may be displayed by a board displayed on the stern of the Committee Boat as three numerals. (090, 180, 280 etc).

(c) START and FINISH LINE

The start and finish line will be the same line laid anywhere to leeward of mark 3.

The finish will be between a white staff carrying an orange flag on a Committee Boat displaying a blue shape, and the course edge of the finish mark.

If required, the provisions of KT11 (1) – Shortened Course – may apply, and boats will be finished at a mark of the course.

(12) WINDWARD LEEWARD COURSE (Course 12)

Mark 1 and 2 (gate) marks will be cylindrical buoys.

Mark 1 is to be taken to STARBOARD

The start/finish mark will be a round red/orange buoy.

Course

Start

1 **Stbd**

2 Gate

1 **Stbd**

2 Gate

1 **Stbd**

Finish

Boats must first pass between the gate marks directly from Mark 1, then round either mark.



(12M) MODIFIED WINDWARD LEEWARD COURSE (Course 12M)

This course is included for Sports Boats and Division 1 for use as an alternative Wednesday Night Course. This course will be the same as the ‘Normal’ Wednesday courses 1, 2, 3 and 4, **BUT IGNORES THE WING MARK AND INCLUDES FOUR LAPS.**

Course direction will be the same as the ‘Normal’ course 1, 2, 3 or 4 indicated for the other divisions and includes the X Mark for Stbd courses.

This gives a Four Leg Windward Leeward course with a clubhouse finish and will be used only when an upwind start is laid.

Use of this course will be indicated on the back of the Start Boat by displaying the normal Course 1 – 4 boards and an additional board showing **DIV 1 – 12M**

(13) SPRINT COURSE (Course 13)

Mark 1 will be a cylindrical buoy.

Mark 1 is to be taken to STARBOARD

The start/finish mark will be a round red/orange buoy.

Course

All Divisions

Start

1 **Stbd**

Finish



