



Bayleys Taupo Centreboard Regatta

incorporating the ILCA North Island Freshwater Championship

9th and 10th of March 2024

The Organising Authority is Lake Taupo Yacht Club, 9 Ferry Road, Taupo 3330

SUPPLEMENTARY SAILING INSTRUCTIONS (SSI)

This sheet and Addendum A are supplements to Appendix S of the Racing Rules of Sailing (page 146 RRS 2021-2024).

RULES (SI 1)

SSI 1 The Yachting New Zealand Safety Regulations Part 1 shall apply

SSI 2 Appendix T, Arbitration will apply

SSI 3 Racing rule(s) 35, A4 and A5, 40.1 will be changed as follows:

- Rules 35, A4 and A5 will be changed to state that boats still racing but failing to finish within 20 minutes after the first boat sails the course and finishes will be scored "did not finish" DNF.
- Rules A4 and A5 will be changed to state that a boat starting later than 4 minutes after her starting signal will be scored Did Not Start.

NOTICES TO COMPETITORS (SI 2)

SSI 4 The race office is located in the Lake Taupo Yacht Club (LTYC) Tower, 9 Ferry Road, Taupo. Email: results@ltyc.org.nz

SSI 5 The official notice board is located in the lower level of LTYC

CHANGES TO SAILING INSTRUCTIONS (SI 3)

SSI 6 Any change to the Sailing Instructions will be posted before 0900 hours on the day it will take effect.

SIGNALS MADE ASHORE (SI 4)

SSI 7 Signals ashore will be displayed on the flagstaff located on the LTYC Clubhouse.

SSI 8 [DP] Flag D with one sound means 'Boats shall not leave the shore until this signal is made. The warning signal will not be made before the scheduled time or less than 30 minutes after flag D is displayed.'

SCHEDULE OF RACES AND CLASS FLAGS (SI 5 & 6)

Date	Class	Time of first warning signal
09/03/24	All Classes	1055
10/03/24	All Classes	0955

Class	Total Number Scheduled	Races per Day Scheduled	Races per day maximum
All Classes	8	4	5
If an extra race is to be scheduled on any day of racing, this will be done in accordance with SI 3.1.			

SSI 9 On the *last scheduled day of racing* no warning signal will be made after 1500.

SSI 10 Class Flags will be described at the briefing.

COURSES (SI 7)

SSI 11 The courses to be sailed, the order in which the marks are to be passed, and the side on which each mark is to be left are shown in Addendum A.

MARKS (SI 8)

SSI 12 The marks to be used are cylindrical buoys for all marks except the start\finish line where the port end will be an orange tear drop buoy, the starboard start end an orange shape on the committee boat staff, and the starboard finish end a blue shape on the committee boat staff.

THE START (SI 9)

SSI 13 For all Classes except the ILCA Classes RRS 26 is modified as follows:

Minutes before starting signal	Visual signal	Sound signal	Means
3	Class flag	One	Warning signal
2	P, I, Z, Z with I, U, or black flag	One	Preparatory signal
1	Preparatory flag removed	One long	One minute
0	Class flag removed	One	Starting signal

SSI 14 [DP] When a starting sequence is in progress, boats whose warning signal has not been made shall avoid the starting area. The starting area is defined as the area 50 metres from the starting line and marks in all directions.

SSI 15 A boat starting later than four minutes after her starting signal will be scored Did Not Start without a hearing. This changes RRS A5.1 and 5.2.

TIME LIMITS (SI 12)

Fleet/Class	Target time for first finisher	Finish Window	Race time limit
All Classes	45 minutes	20 minutes of the first finisher of class	60 minutes

SSI 16 There is no prescribed time limit for the first boat to pass mark 1.

PENALTY SYSTEM

SSI 17 For all classes rule 44.1 is changed so the Two-Turns Penalty is replaced by a One-Turn Penalty.

CHECK OUT AND CHECK IN

SSI 18 Boats shall comply with the following check out and check in procedure:
ALL Classes shall sign in and out on the official sign in and out sheets located in the LTYC lower-level Centreboard Lounge.

SUPPORT VESSELS

SSI 19 [DP] All official and support vessels shall always have an engine safety cut out switch (kill cord) attached to the driver while the engine is running unless prior written exemption has been provided by the Organising Authority.

SSI 20 [DP] All support boats shall not travel at more than 5 Knots within 200m of the course boundary.

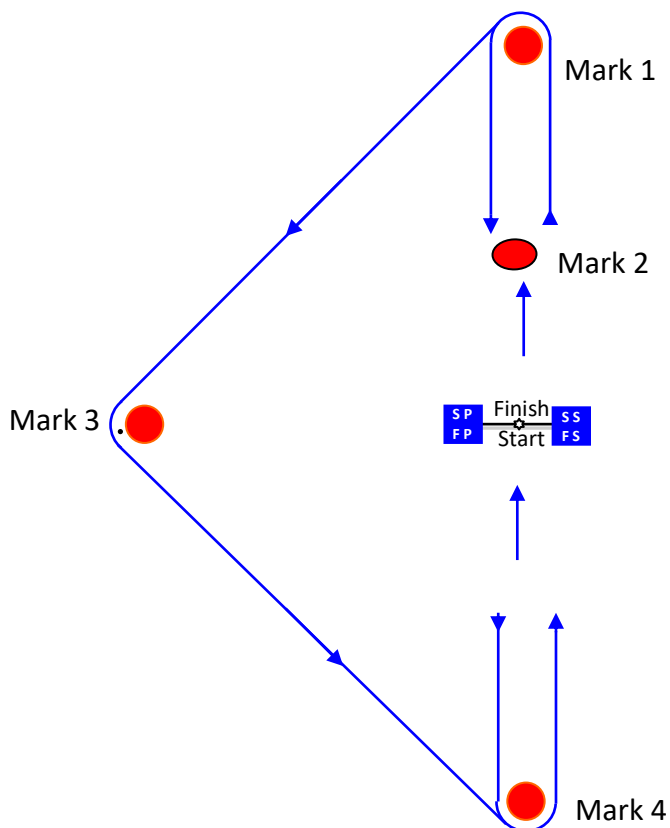
SSI 21 [DP] All support vessels shall be launched at a public ramp unless prior approval is received from a Lake Taupo Yacht Club Flag Officer. Ramp permits are required and are available for purchase online (<https://ramp-permit-taupo.dia.govt.nz/>)

SSI 22 [DP] Didymo (sometimes colourfully called "Rock Snot") is a noxious water weed which can ruin freshwater environments and fisheries. It is vital that we prevent Didymo and other invasive species from invading the rivers and streams around Lake Taupō. As you move between freshwater ways, you will need to be sure that all your equipment is thoroughly cleaned, so that the weed does not infect clean waterways. Cleaning information can be found on the MPI website here: <https://www.mpi.govt.nz/outdoor-activities/boating-and-watersports-tips-to-prevent-spread-of-pests/check-clean-dry/>

SSI 23 [DP] Golden Clams are an invasive species which have been found in the lower parts of the Waikato River. Any boat, trailer, clothing or other item which has been in the Waikato Controlled Area, must be treated prior to arrival at this Regatta in terms of the MPI guidelines which can be found on the MPI website here: <https://www.mpi.govt.nz/biosecurity/exotic-pests-and-diseases-in-new-zealand/pests-and-diseases-under-response/freshwater-gold-clam/>






Addendum A

T



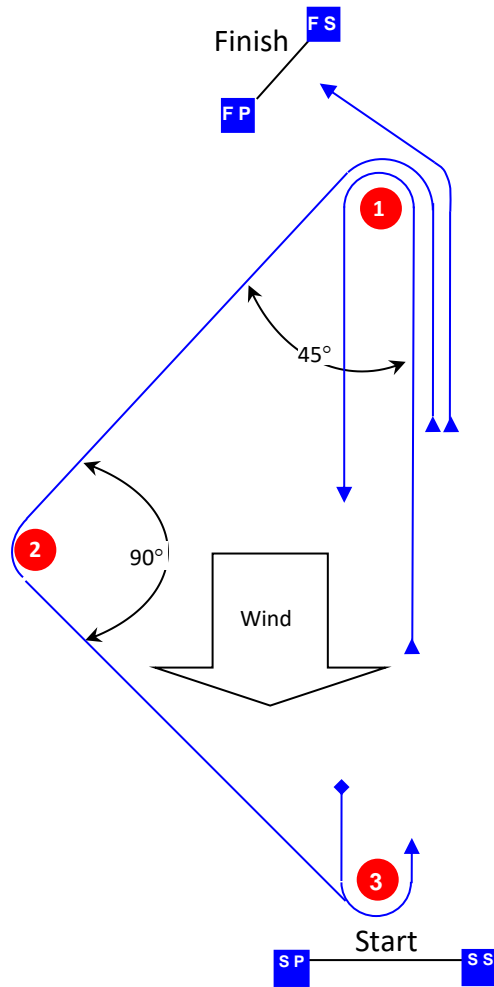
Course: Triangular course start finish in beat

Signal	Mark Rounding Order
T1	Start – 1 – 3 – 4 – Finish
T2	Start – 1 – 2 – 1 – 3 – 4 – Finish
T3	Start – 1 – 3 – 4 – 1 – 2 – 1 – 3 – 4 – Finish

Mark	Description
 Marks 1 to 4	Cylindrical buoy
 SS Starting mark starboard end	Committee boat displaying orange shape
 SP Starting mark port end	Orange tear drop buoy
 FS Finishing mark starboard end	Committee boat displaying blue shape
 FP Finishing mark port end	Orange tear drop buoy

Course Illustration – Triangular course

T/W



Signal	Mark Rounding Order	Signal	Mark Rounding Order
T1	Start – 1 – 2 – 3 – 1 – Finish	W1	Start – 1 – 3 – 1 – Finish
T2	Start – 1 – 2 – 3 – 1 – 3 – 1 – Finish	W2	Start – 1 – 3 – 1 – 3 – 1 – Finish
T3	Start – 1 – 2 – 3 – 1 – 3 – 1 – 2 – 3 – 1 – Finish	W3	Start – 1 – 3 – 1 – 3 – 1 – 3 – 1 – Finish

Mark	Description
1	Cylindrical mark
2	Cylindrical mark
3	Cylindrical mark
SS Starting mark starboard end	Committee Boat staff displaying orange shape
SP Starting mark port end	Orange tear drop buoy
FS Finishing mark starboard end	Finish Boat staff displaying blue shape
FP Finishing mark port end	Orange tear drop buoy